

Varied Fluency

Step 5: Bonds to 100 – Tens

National Curriculum Objectives:

Mathematics Year 2: (2C1) [Recall and use addition and subtraction facts to 20 fluently, and derive and use related facts up to 100](#)

Differentiation:

Developing Questions to support recognising bonds within 100 using multiples of 10. Numerals only and pictorial support for all questions.

Expected Questions to support recognising bonds within 100 using multiples of 10. Numerals and some words and some pictorial representations.

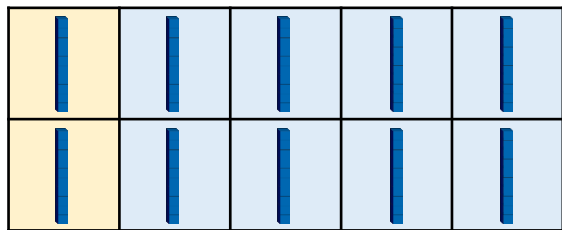
Greater Depth Questions to support recognising bonds within 100 using multiples of 5. Numerals, words and no pictorial representations.

More [Year 2 Addition and Subtraction](#) resources.

Did you like this resource? Don't forget to [review](#) it on our website.

Bonds to 100 – Tens

1a. Use the ten frame to complete the number sentence below.



$$2 \text{ tens} + \square \text{ tens} = 10 \text{ tens}$$

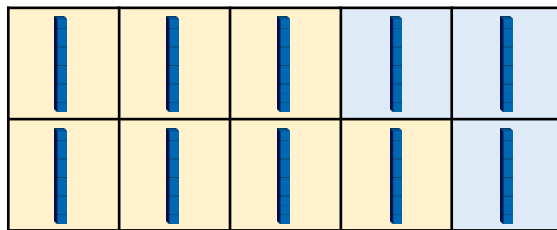
$$20 + 80 = 100$$



VF

Bonds to 100 – Tens

1b. Use the ten frame to complete the number sentence below.







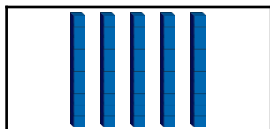

$$7 \text{ tens} + 3 \text{ tens} = 10 \text{ tens}$$

$$70 + \square = 100$$








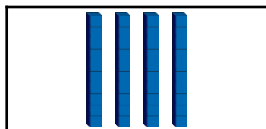
VF

2a. Match each number to its bond to 100.



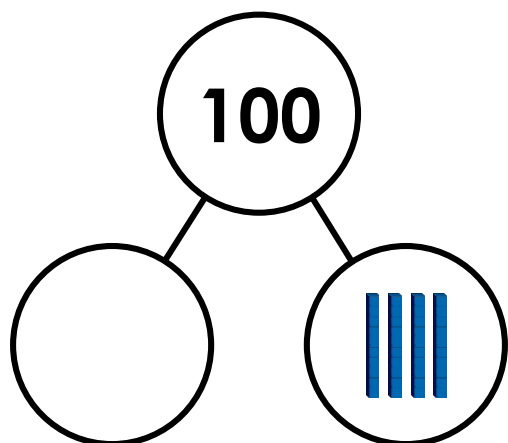
VF

2b. Match each number to its bond to 100.



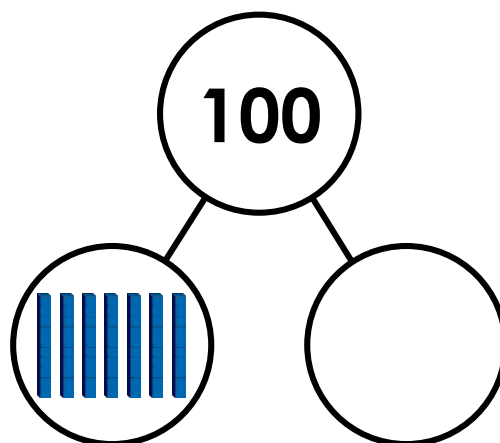
VF

3a. Complete the part whole model below.



VF

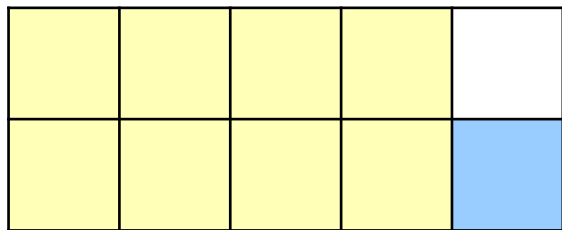
3b. Complete the part whole model below.



VF

Bonds to 100 – Tens

4a. Use the ten frame to complete the number sentences below.



A. $8 + \square = 9$

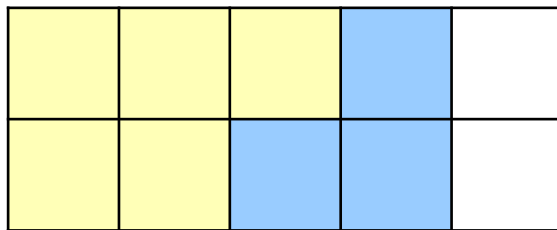
B. $\square + 10 = \square$



VF

Bonds to 100 – Tens

4b. Use the ten frame to complete the number sentences below.



A. $\square + 3 = \square$

B. $\square + \square = 80$



VF

5a. Match each number to its bond to 100.

30

50

50

40

60

70



VF

5b. Match each number to its bond to 80.

40

20

50

40

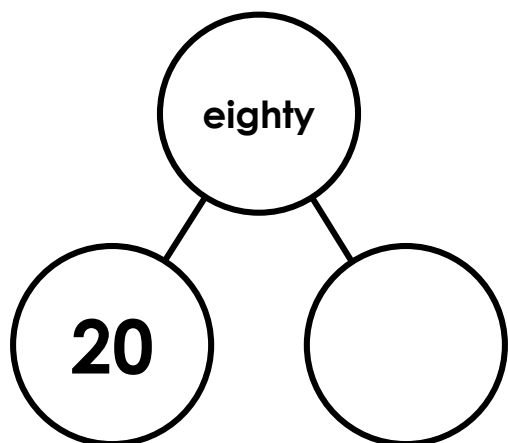
60

30



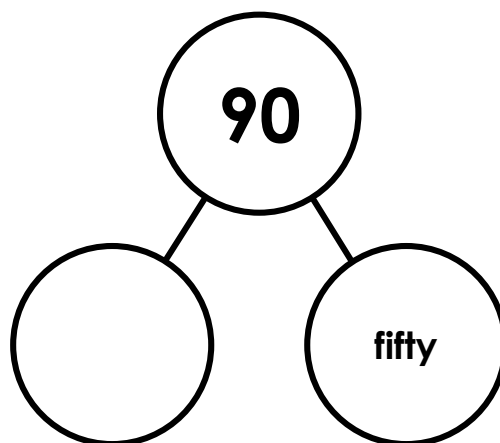
VF

6a. Complete the part whole model below in words.



VF

6b. Complete the part whole model below in words.



VF

Bonds to 100 – Tens

7a. Complete the number sentences below.

A. $25 + 35 = \square$

B. $\square + 15 = 85$

C. $45 + \square = 90$

D. $55 + 15 = \square$



VF

Bonds to 100 – Tens

7b. Complete the number sentences below.

A. $30 + 45 = \square$

B. $65 + \square = 80$

C. $\square + 30 = 95$

D. $50 + \square = 75$



VF

8a. Match each number to its bond to 75.

45

20

fifty-five

65

ten

thirty



VF

8b. Match each number to its bond to 90.

30

65

fifteen

sixty

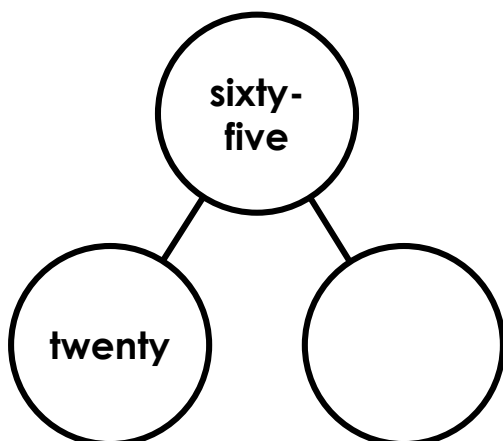
twenty-five

75



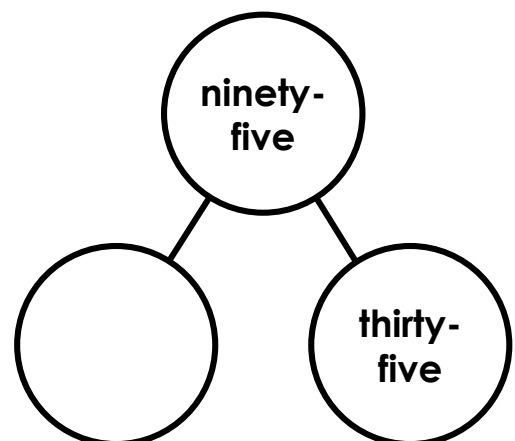
VF

9a. Complete the part whole model below in words.



VF

9b. Complete the part whole model below in words.



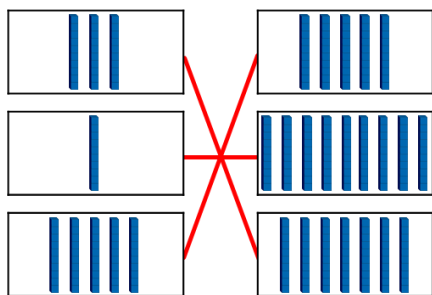
VF

Varied Fluency Bonds to 100 – Tens

Developing

1a. **8 tens**

2a.

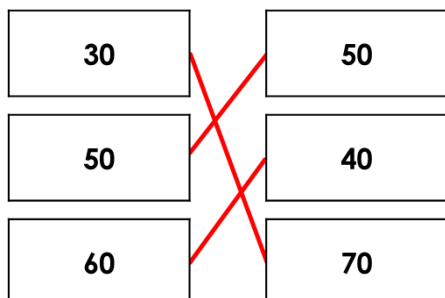


3a. **60 or 6 tens drawn in Base 10**

Expected

4a. **A = 1; B = 80 and 90**

5a.

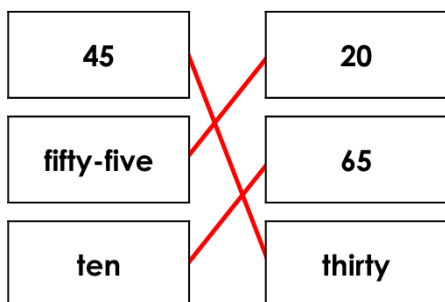


6a. **sixty**

Greater Depth

7a. **A = 60; B = 70; C = 45; D = 70**

8a.



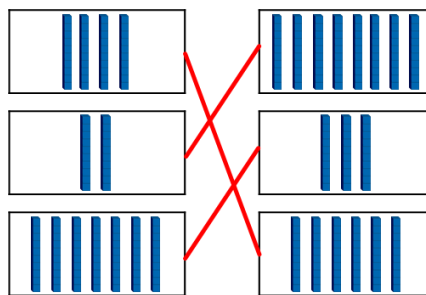
9a. **forty-five**

Varied Fluency Bonds to 100 – Tens

Developing

1b. **30**

2b.

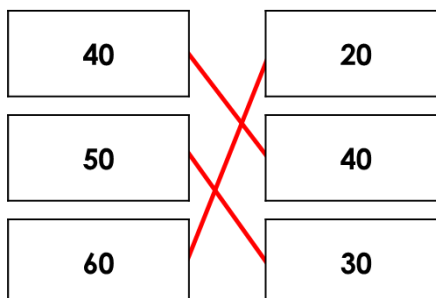


3b. **30 or 3 tens drawn in Base 10**

Expected

4b. **A = 5 and 8; B = 50 and 30**

5b.

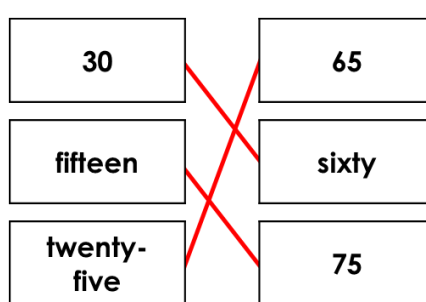


6b. **forty**

Greater Depth

7b. **A = 75; B = 15; C = 65; D = 25**

8b.



9b. **sixty**